



lumini Solucoes em Iluminacao LTDA
www.lumini.com.br
Email:laboratorio@lumini.com.br
Tel:+55 11 3437-5555 Fax:+55 11 3437-5555
Address:Rua Ferreira Viana, 716 - Socorro - São Paulo/SP

lumini

LumCAT:

Luminaire: downled sm r cob e fm

LampCAT: modulo led 12.5W 30K irc 90

Ballast type: led driver 350mA

Report No:

Voltage(V): 127.0000

Test No:

Current(A): 0.1050

Number of Lamps: 1

Power (W): 13.4500

Lamp flux(lm): 1520.0

PF: 0.9900

Length(mm): 75

Width(mm): 75

Phm Type: C

Height(mm): 0

Photometric Results

Lumens(lm): 1250.23, Efficiency(%): 82.25% , Luminous Efficacy(lm/W): 92.95

Central intensity(cd): 3690.013, Maximum intensity(cd): 3690.013

Angle of maximum intensity: $C=0.0$ $\gamma=0.0$

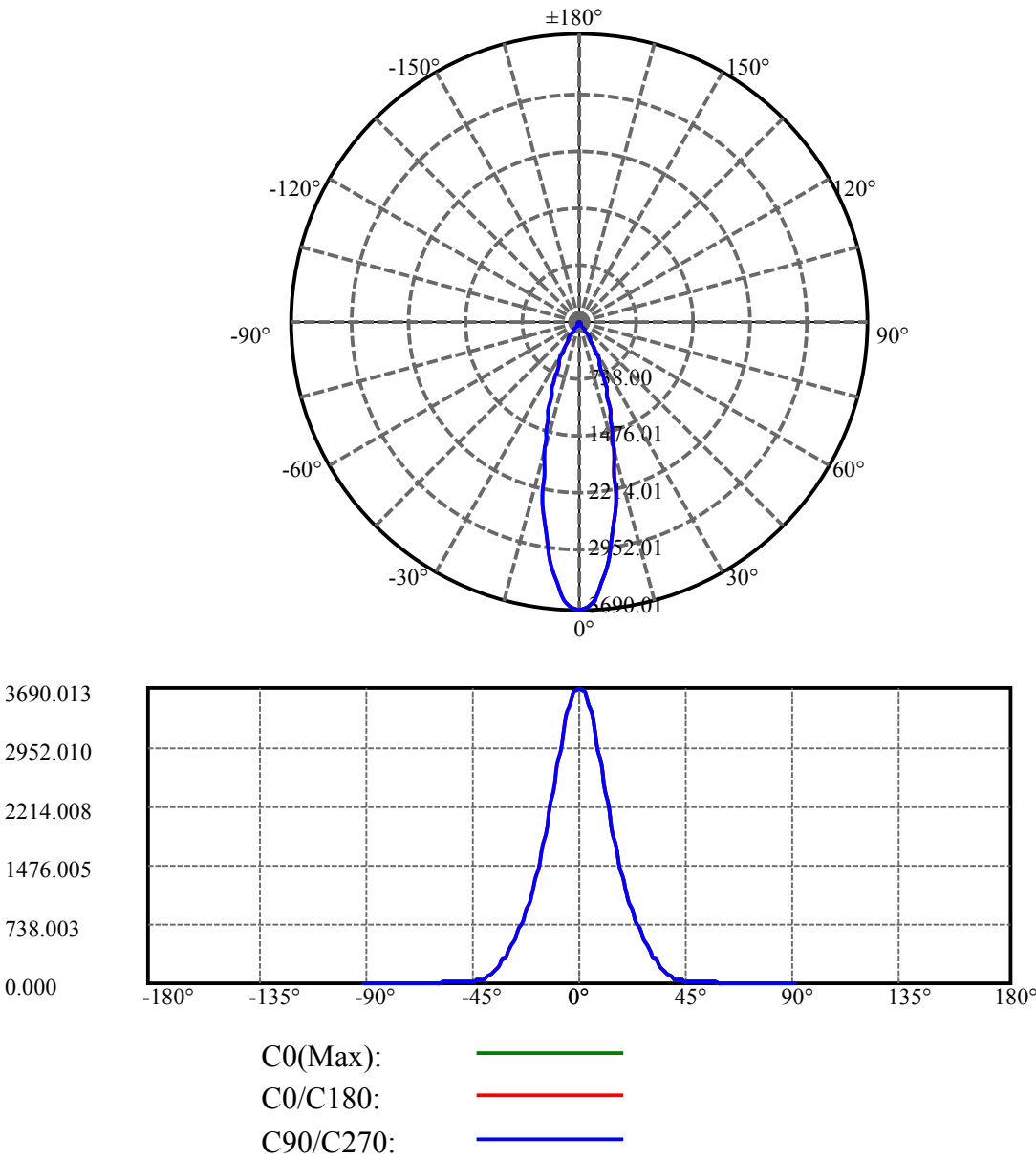
Beam angle of C0 plane : 28.46

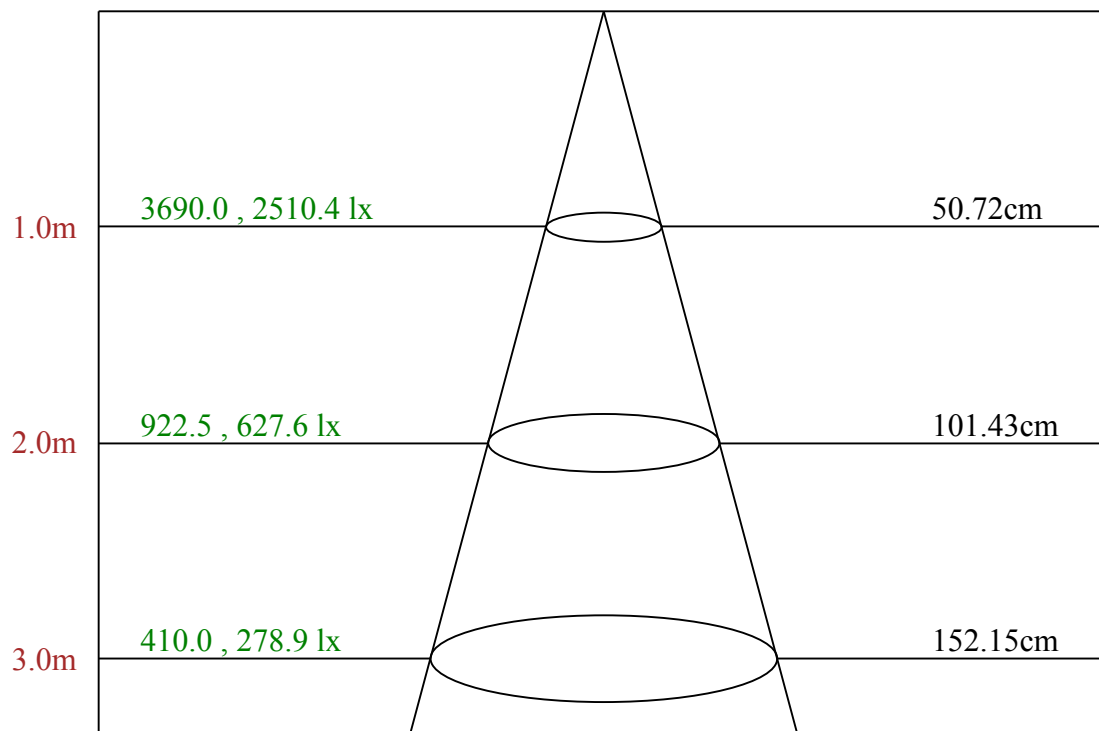
Aveage BeamAngle(IEC 61341):28.46

Equipment: equipamento lumini
Temperature(°C): 25.5

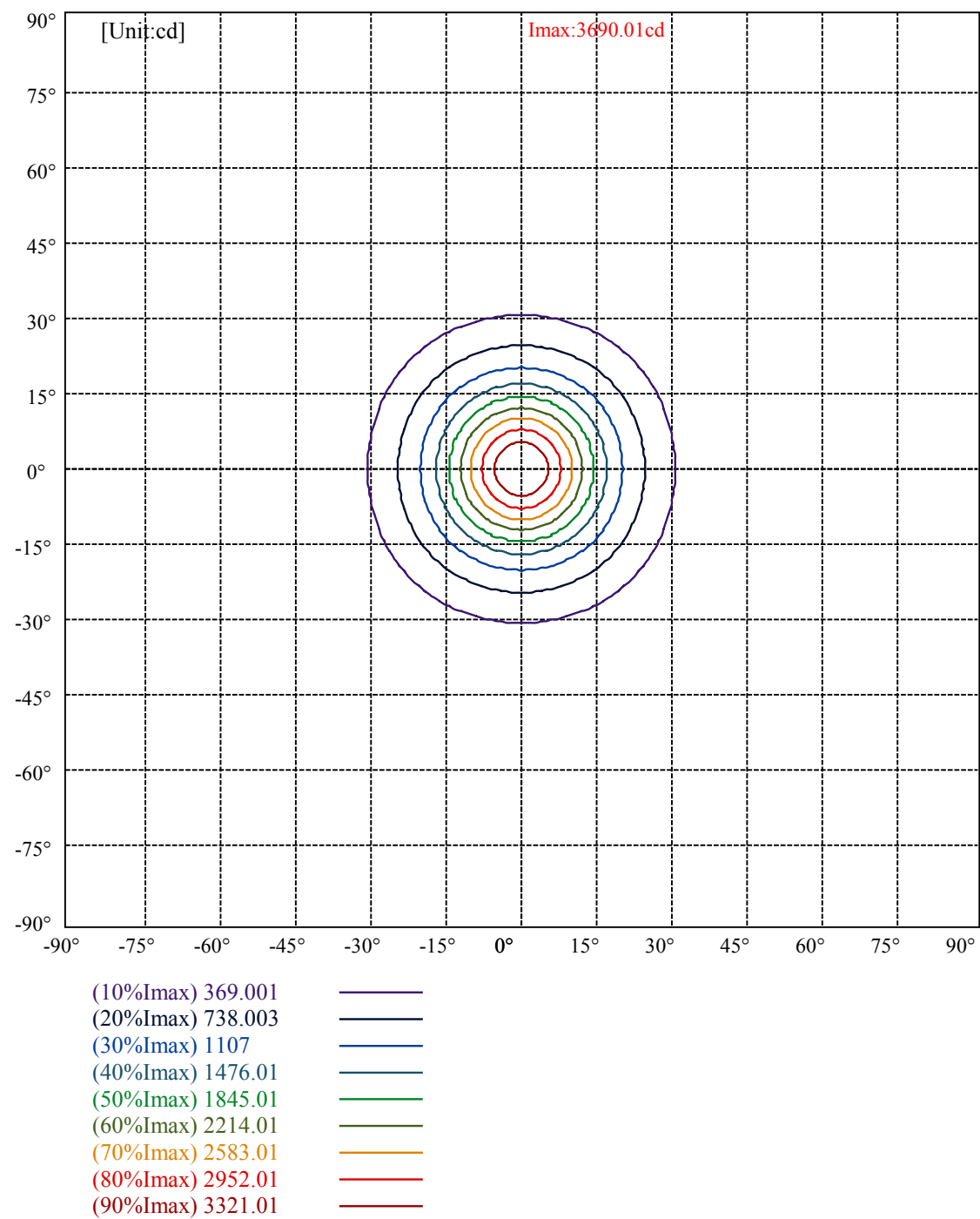
Date: 29/10/2024
Humidity(%): 55.0%

Operator: 01
Distance(m): 6.90





Max , Ave Beam angle of C0 plane 28.46



lumini

Luminance Limiting Curve(no luminous side)

Appendix Page: 5 Total:6

Luminance Table

γ	45	50	55	60	65	70	75	80	85
C0	7792	5688	4294	3301	2223	1732	2224	3314	6507
C45	7792	5688	4294	3301	2223	1732	2224	3314	6507
C90	7792	5688	4294	3301	2223	1732	2224	3314	6507

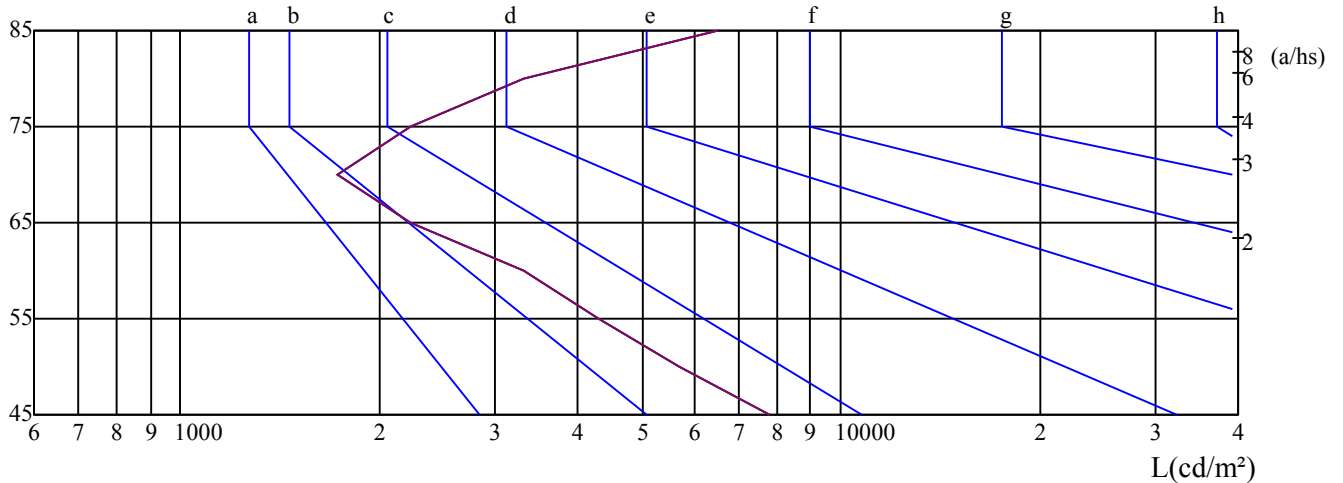
L(Hor)(65)	L(Ver)(65)	L45(65)	L(Hor)(75)	L(Ver)(75)	L45(75)	L(Hor)(85)	L(Ver)(85)	L45(85)
2223	2223	2223	2224	2224	2224	6507	6507	6507

Glare Table

Glare	Quality	Service Values Illuminance(lx)							
1.15	A	2000	1000	500	≤ 300				
1.5	B		2000	1000	500	≤ 300			
1.85	C			2000	1000	500	≤ 300		
2.2	D				2000	1000	500	≤ 300	
2.55	E					2000	1000	500	≤ 300
		a	b	c	d	e	f	g	h

Luminance Limiting Curve

$\gamma(^{\circ})$



C0 ———

C45 ———

C90 ———

Equipment: equipamento lumini
Temperature($^{\circ}\text{C}$): 25.5

Date: 29/10/2024
Humidity(%): 55.0%

Operator: 01
Distance(m): 6.90

Illumination assessment according UGR											
Rf of Ceiling	70	70	50	50	30	70	70	50	50	30	
Rf of Wall	50	30	50	30	30	50	30	50	30	30	
Rf of Floor	20	20	20	20	20	20	20	20	20	20	
Room dimensions		Viewed crosswise					Viewed endwise				
X	Y										
2H	2H	14.13	15.07	14.49	15.38	15.69	14.13	15.07	14.49	15.38	15.69
	3H	14.03	14.86	14.42	15.20	15.55	14.03	14.86	14.42	15.20	15.55
	4H	14.02	14.79	14.42	15.14	15.51	14.02	14.79	14.42	15.14	15.51
	6H	14.10	14.80	14.52	15.18	15.58	14.10	14.80	14.52	15.18	15.58
	8H	14.17	14.84	14.59	15.23	15.64	14.17	14.84	14.59	15.23	15.64
	12H	14.33	14.96	14.76	15.36	15.78	14.33	14.96	14.76	15.36	15.78
4H	2H	13.90	14.67	14.30	15.03	15.40	13.90	14.67	14.30	15.03	15.40
	3H	13.81	14.46	14.24	14.85	15.27	13.81	14.46	14.24	14.85	15.27
	4H	13.89	14.44	14.33	14.87	15.32	13.89	14.44	14.33	14.87	15.32
	6H	14.04	14.53	14.51	14.98	15.43	14.04	14.53	14.51	14.98	15.43
	8H	14.23	14.68	14.71	15.14	15.62	14.23	14.68	14.71	15.14	15.62
	12H	14.56	14.98	15.05	15.43	15.95	14.56	14.98	15.05	15.43	15.95
8H	4H	13.78	14.23	14.27	14.69	15.17	13.78	14.23	14.27	14.69	15.17
	6H	14.05	14.42	14.56	14.90	15.42	14.05	14.42	14.56	14.90	15.42
	8H	14.42	14.73	14.95	15.25	15.75	14.42	14.73	14.95	15.25	15.75
	12H	14.96	15.19	15.50	15.71	16.24	14.96	15.19	15.50	15.71	16.24
12H	4H	13.76	14.18	14.25	14.63	15.15	13.76	14.18	14.25	14.63	15.15
	6H	14.13	14.44	14.66	14.96	15.46	14.13	14.44	14.66	14.96	15.46
	8H	14.52	14.76	15.07	15.28	15.80	14.52	14.76	15.07	15.28	15.80
Variation with the observer position at spacings:											
S = 1.0H		5.1/-4.9					5.1/-4.9				
S = 1.5H		7.3/-4.8					7.3/-4.8				
S = 2.0H		8.9/-4.4					8.9/-4.4				
Standard tables:		BK2					BK2				
Uncorrected UGR		-3.6					-3.6				

依据CIE Publ. 117 计算 UGR, S/H = 0.25